

OUR ANNUAL BUSINESS PLAN & BUDGET 2023–24 SUMMARY



HOW OUR FUNDS ARE SPENT

OPERATIONAL

Services	Million
Development Services	\$1.40
Property Management	\$2.38
Community Wellbeing	\$0.87
Community Safety	\$2.22
Communications and Engagement	\$0.58
Public Realm and Urban Design	\$0.57
Environmental Services	\$1.02
Field Services and Depot	\$8.53
Street Lighting	\$0.73
Engineering & Traffic	\$1.78
Waste Management	\$4.53
Library Services	\$1.73
City Activation	\$1.47
Tourism and Events	\$1.61
Jetty Road Mainstreet Glenelg	\$0.68
Commercial and Economic Enterprises	\$0.39
Corporate Services	\$4.19
Financial & Rating Services	\$3.43
Innovation and Technology Services	\$2.99
Total	\$41.10

Other Operational Expenditure

	Million
Financial Services – Depreciation	\$10.91
Operational New Initiatives	\$0.54
Regional Landscape Levy	\$1.44
Project Management Cost Capitalised	(\$1.0)
Total expenditure on other operational	\$11.89

Total Municipal Operational Expenditure \$52.99

CAPITAL Expenditure

	Million
Transport	\$3.66
Open Space and Coastal	\$1.33
Buildings	\$1.11
Plant & Equipment + IT	\$0.78
Stormwater (a further \$1m provided under New Projects)	\$0.11
Library	\$0.09
Capital New Initiatives	\$7.65
Project Management Capitalised	\$1.0

Total Municipal Capital Expenditure \$15.73

ALWYNDOR

Alwyndor is a self-funded business unit of the City of Holdfast Bay.

Total revenue	\$40.79
Total expenditure	\$40.28
Net surplus (deficit)	\$0.51

WHERE OUR FUNDS COME FROM

REVENUE

Rate Revenue	Million
Rates – General	\$41.28
Rates – Jetty Road Glenelg	\$0.66
Rates – Patawalonga Marina	\$0.08
Rates – Regional Landscape Levy	\$1.45
Total Rate Revenue	\$43.47

Operational Revenue

	Million
Statutory Charges	\$2.64
User Charges (including but not limited to revenue from commercial operations)	\$3.50
Investment Income	\$0.07
Reimbursements	\$0.71
Other	\$0.85
Total Operational Revenue	\$7.77

External Revenue

	Million
Operating Grants and Subsidies	\$2.05
SRWRA – Equity gain	\$0.09
Total External Revenue	\$2.14

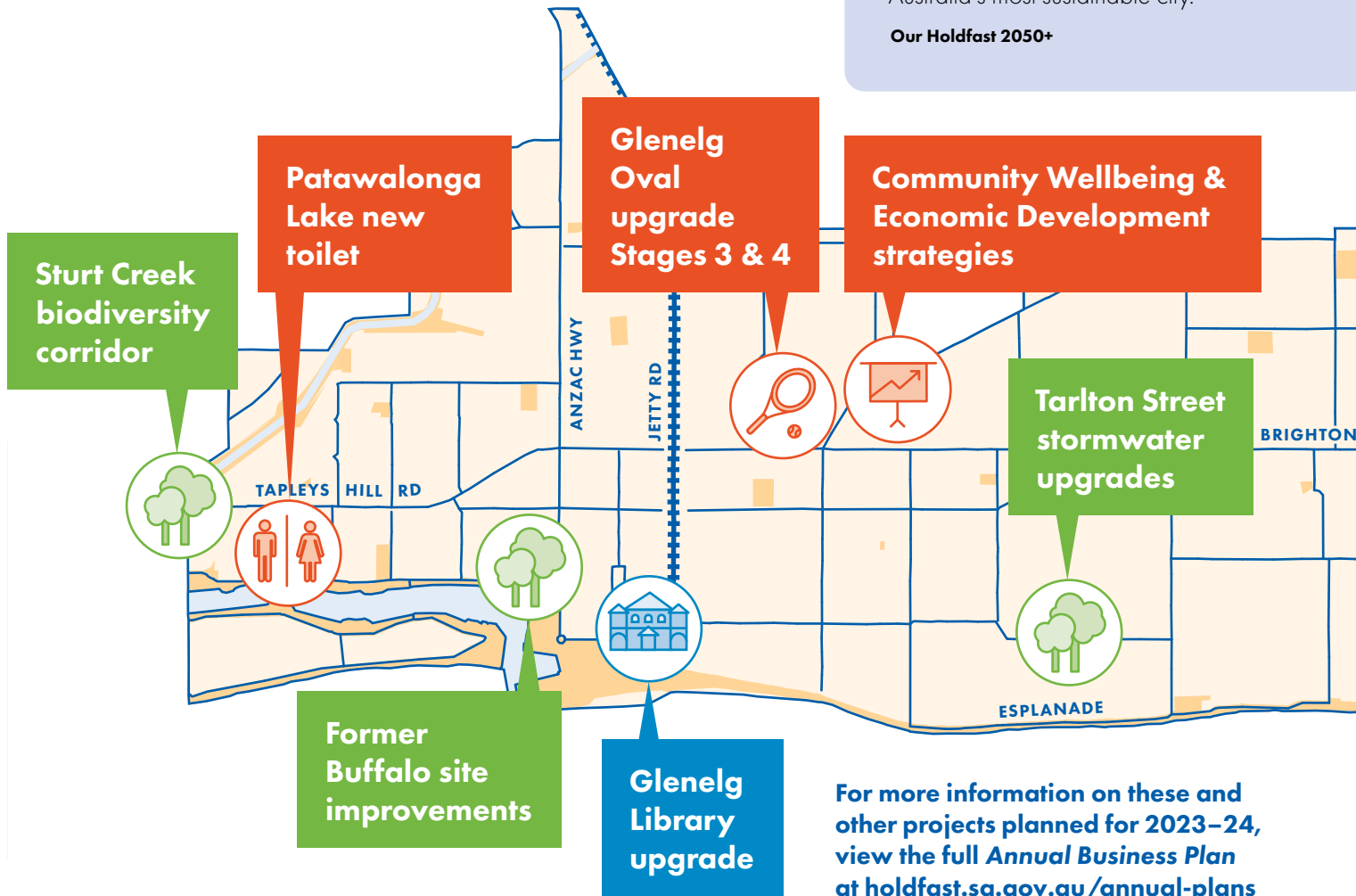
Total Municipal Revenue \$53.38

PROJECTS AND ACTIVITIES FOR 2023-24

OUR VISION

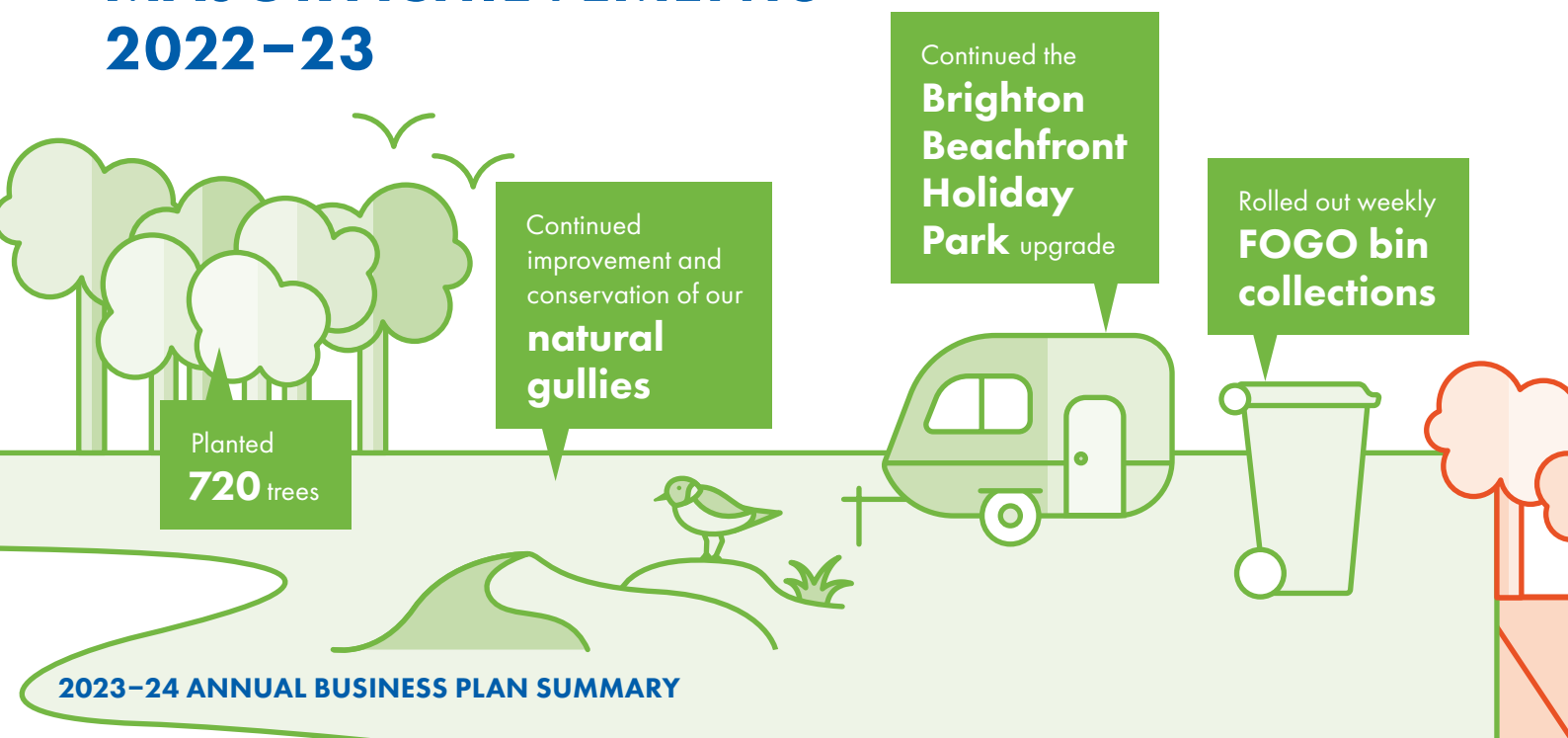
Protecting our heritage and beautiful coast, while creating a welcoming and healthy place for all in South Australia's most sustainable city.

Our Holdfast 2050+



For more information on these and other projects planned for 2023-24, view the full *Annual Business Plan* at holdfast.sa.gov.au/annual-plans

MAJOR ACHIEVEMENTS 2022-23





WELLBEING

Good health and economic success in an environment and a community that supports wellbeing.



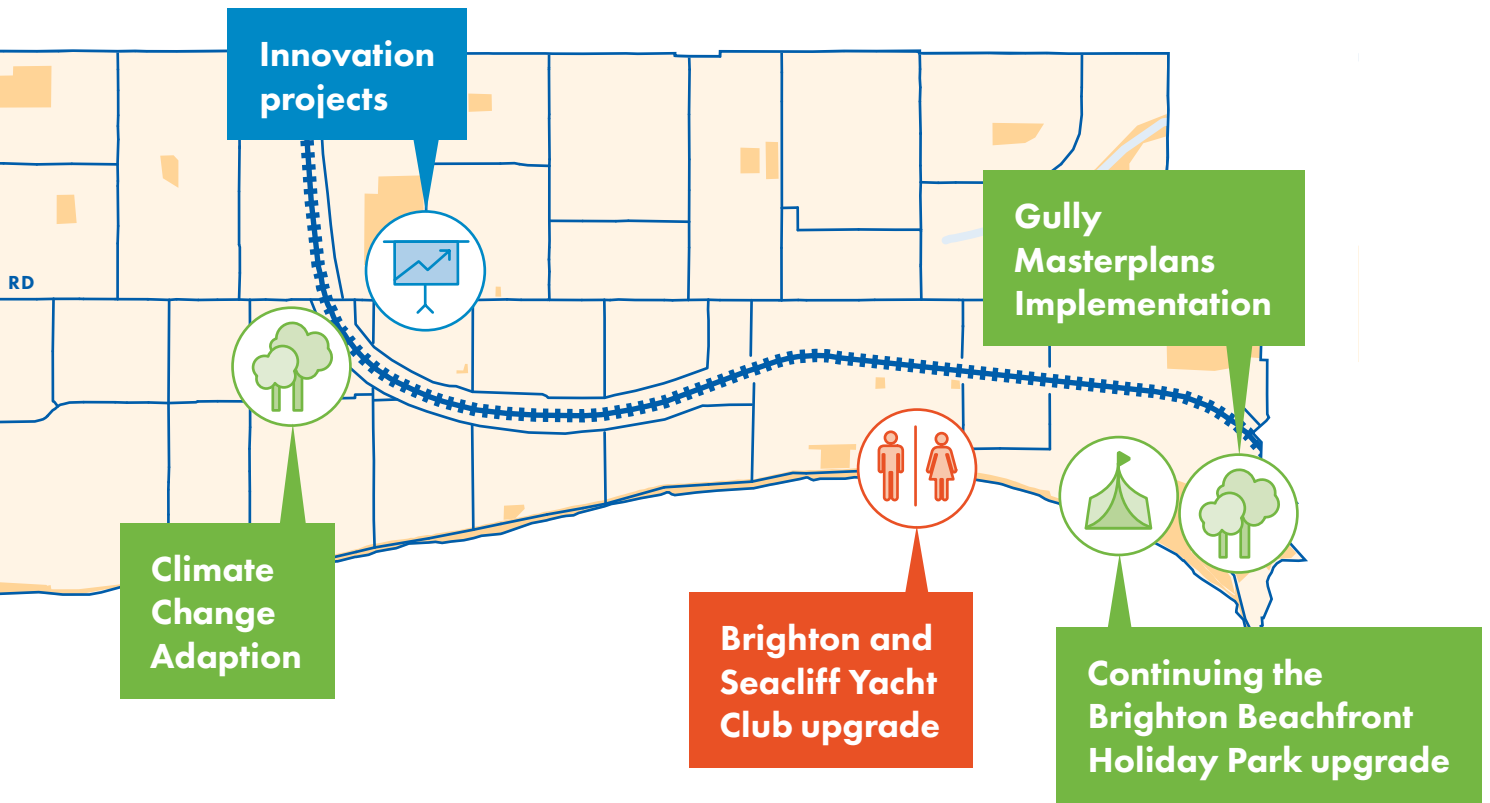
SUSTAINABILITY

A city, economy and community that is resilient and sustainable.

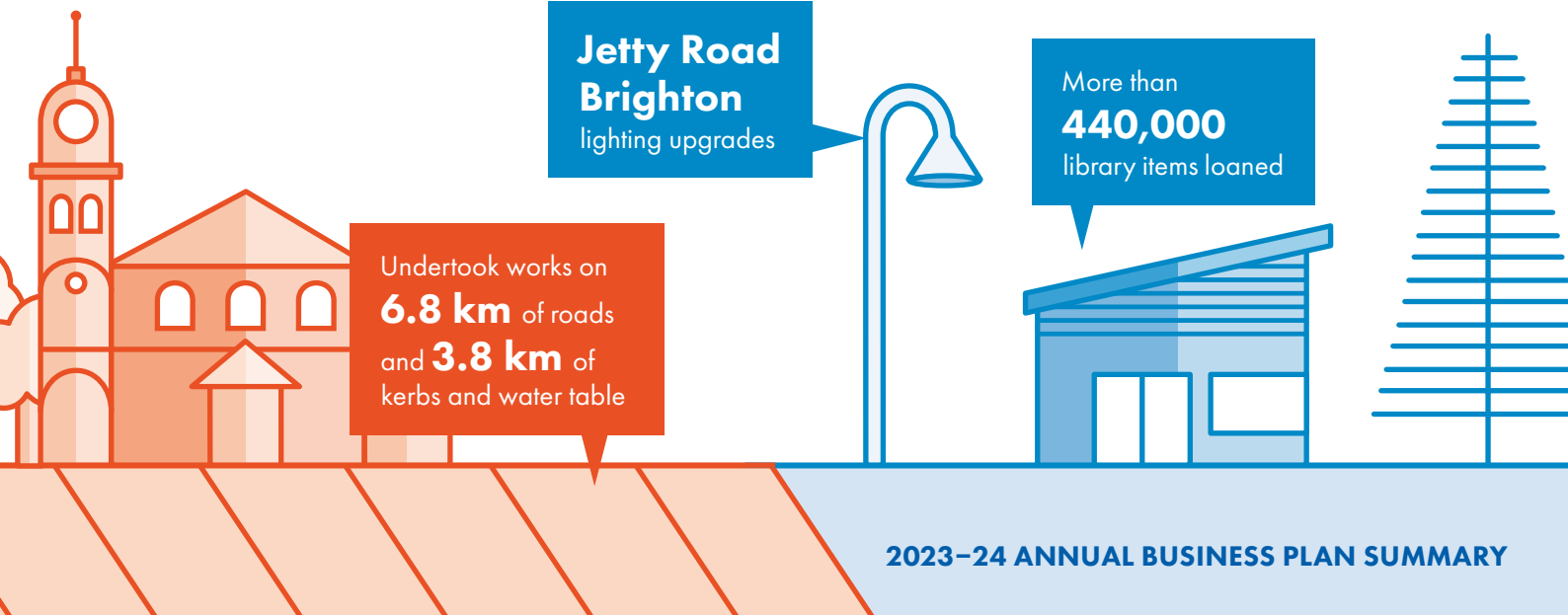


INNOVATION

A thriving economy and community that values life-long education, research, creativity and entrepreneurialism.



A full list of achievements will be outlined in the Annual Report published in December 2023.



RATES

Council has budgeted to raise \$42.02 million in revenue from general rates (excluding the Landscape Levy but including separate rates). This includes a rate increase of 6.9 per cent, which equates to an increase of \$2.20 per week for the average residential household.

We have also budgeted for additional income of \$9.90 million from a range of non-rate revenue sources, including but not limited to revenue from our commercial operations, grants and subsidies.

ASSISTANCE WITH YOUR RATES

Your rates are based on the value of your property, as assessed and set annually by the State Valuation Office.

You can pay your rates in full as a single payment or in quarterly instalments. Support may be available if you have difficulty in paying your rates.

If you are a residential ratepayer, you can apply to have your increase capped at 10 per cent. This option aims to limit the impact of large increases in property values and is subject to the criteria set out in the application form.

For more information on rate structures, payment options and rebates plus eligibility criteria and application forms for rate capping, please visit holdfast.sa.gov.au/rates or contact us on (08) 8229 9999.

FUNDING OUR PLANS FOR 2023–24

We have budgeted for:

- › A consolidated operating surplus of \$895,062 (Alwyndor surplus of \$509,117 and municipal operations surplus of \$385,945)¹
- › A consolidated operating income of \$94.2 million to cover our operating expenditure of \$93.3 million
- › A 6.9 per cent rate increase (excluding separate rates and the *Landscape Levy*²)

In 2023–24, we will invest \$56.69 million to provide services, implement programs and build or maintain essential assets, including:

- › \$40.42 million to provide services to our community
- › \$8.08 million to upgrade and maintain community assets
- › \$8.19 million for new capital infrastructure and service improvements

READ MORE ABOUT OUR PLANS

This document serves as a summary. For more information on our 2023–24 budget, services and projects, you can access a full copy of the *2023–24 Annual Business Plan*:

- › online at holdfast.sa.gov.au/annual-plans
- › at the Brighton Civic Centre, 24 Jetty Road, Brighton
- › at the Brighton Library, 20 Jetty Road, Brighton
- › at the Glenelg Library, 2 Colley Terrace, Glenelg

FINANCIAL MANAGEMENT

Guided by our *Long-Term Financial Plan*, our financial management takes a long-term view that ensures we maintain a sustainable financial and asset management position. The *2023–24 Annual Business Plan* forecasts a project borrowing requirement of \$4.74 million to fund the proposed program of works.

Council works with the following financial targets:

1. To achieve an operating ratio of 0–10 per cent
2. To achieve a net financial liabilities ratio of less than 75 per cent
3. To improve Council's asset sustainability ratio to be within the range of 90–110 per cent over a five year period

¹ Alwyndor is a self-funding operation of the City of Holdfast Bay.

² The *Landscape South Australia Act 2019* requires councils to collect the Landscape Levy (formerly called the NRM Levy) on behalf of the state government.